



# INNOVATIVE LANDING CRAFT


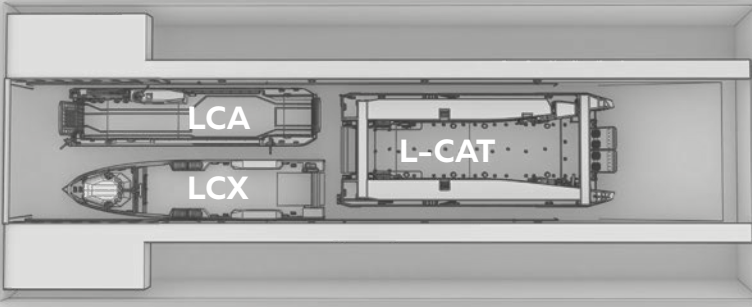
# Your Mission

## → Amphibious Operations

- ▲ Vehicles landing
- ▲ Civilian logistics
- ▲ Deployment at sea of amphibious assets
- ▲ Deployment of high speed RHIBs / interceptors
- ▲ Beach reconnaissance assistance



NATO well deck



### WELL DECK LANDING CRAFT PACKAGE

Ready for amphibious operations



## → Naval Operations

- ▲ UAV / ROV deployment
- ▲ Antisubmarine Warfare (ASW)
- ▲ Mine Warfare support

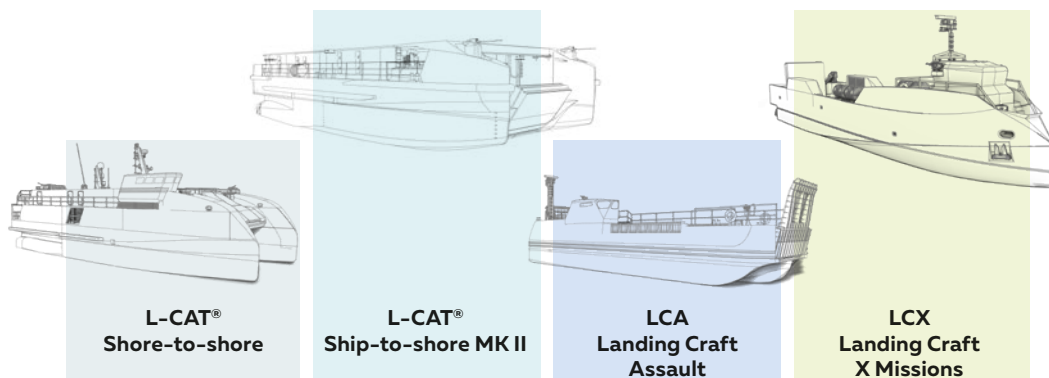
## → Maritime Security

- ▲ Offshore patrol
- ▲ Coast Guard missions





# Our Naval Ships



▲ PERFORMANCES				
<b>Mothership Interface</b>				
Operated from NATO well deck		✓	✓	✓
Operated from Makassar class well deck		✓	✓	✓
Virtual reality docking training		✓	✓	✓
<b>Navigation</b>				
Very shallow water operations	★ ★ ★	★ ★ ★	★ ★ ★	★ ★ ★
Speed (loaded/unloaded ship)	★ ★ ★	★ ★	★	★ ★ ★
Operational range	★ ★ ★	★ ★	★	★ ★
<b>▲ MISSIONS</b>				
<b>Amphibious Operations</b>				
Habitability	★ ★ ★	★ ★		★ ★
Vehicles landing	★ ★ ★	★ ★ ★	★ ★	★
Civilian logistics	★ ★	★	★ ★	★ ★
Harbor / Beach interface	★ ★ ★	★ ★ ★	★ ★	★
Deployment at sea of amphibious assets	★ ★ ★	★ ★		★ ★ ★
Deployment of RHIBs / Interceptors	★ ★	★ ★	★	★ ★ ★
Beach reconnaissance assistance	★ ★	★	★	★ ★ ★
<b>Naval Operations</b>				
UAV / ROV deployment	★	★		★ ★ ★
Mine Warfare support	★	★		★ ★
Antisubmarine Warfare (ASW) support	★	★		★ ★ ★
<b>Maritime Security</b>				
Offshore patrol	★ ★ ★			★
Coast Guard missions	★ ★			★
<b>▲ MAIN CHARACTERISTICS</b>				
Length / Width	36 m / 14 m	30 m / 12 m	23-29 m / 6.4 m	23-29 m / 6.4 m
Draft at full load	1 m	1 m	1.3 m	1.3 m
Speed at full load / Light ship	25 kts / 35 kts	25 kts / 35 kts	13 kts / 18 kts	20 kts / 35 kts
Normal / Maximum payload	80 t / 100 t	80 t / 100 t	65 t* / 80 t*	20-40 t / 65 t
Platform area	145 m <sup>2</sup>	127 m <sup>2</sup>	115 m <sup>2</sup> *	95 m <sup>2</sup> *
Range at full load	800 nm	500 nm	300 nm	500 nm*
Sea state	6	5	5	5
Weapons	2 x 20 mm TOP	2 x 20 + 1 x 12.7	3 x 12.7	2 x 20 mm TOP

\*29 m long LCA

\*29 m long LCX

Critical mission expertise  
Technical & industrial excellence  
Local manufacturing

## LANDING CRAFT


- ▲ Low Draft
- ▲ High Speed
- ▲ High Payload
- ▲ Multipurpose



L-CAT® Shore-to-shore



L-CAT® Ship-to-shore MK II




LCA – Landing Craft Assault



LCX – Landing Craft X Missions

## NAVAL EQUIPMENT

- ▲ For surface ships & submarines
- ▲ Committed from early design to operational support



Weapon containment systems



Weapon transfer & handling systems



Critical shock absorption systems



High performance sealing systems



Opening & closing systems with complex kinematics

## CNIM, A LONG STANDING PARTNER



Worldwide  
clients & partners



**2,792**  
employees



**588.4 million €**  
revenues in 2019



**48.2%**  
from export



**160 years**  
of track record in defense

# CNIM

[www.cnim.com](http://www.cnim.com)

### HEADQUARTERS

35, rue de Bassano  
75008 Paris  
[contact@cnim.com](mailto:contact@cnim.com)