



# Your Mission

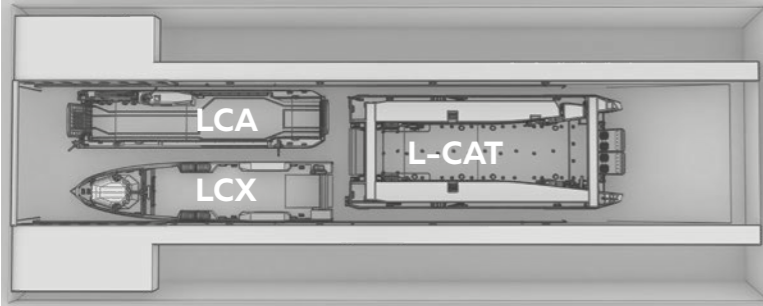
# Our Naval Ships

## → Amphibious Operations

- ▲ Vehicles landing
- ▲ Civilian logistics
- ▲ Deployment at sea of amphibious assets
- ▲ Deployment of high speed RHIBs / interceptors
- ▲ Beach reconnaissance assistance




NATO well deck




### WELL DECK LANDING CRAFT PACKAGE

Ready for amphibious operations



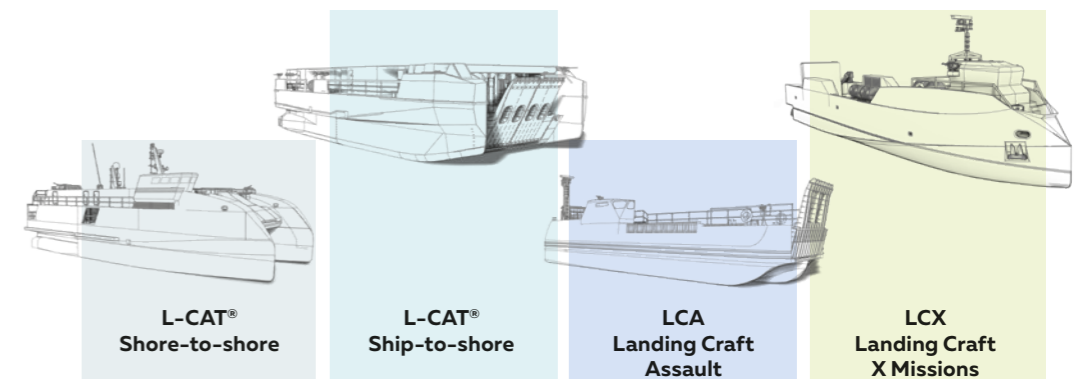
## → Naval Operations

- ▲ UAV / ROV deployment
- ▲ Antisubmarine Warfare (ASW)
- ▲ Mine Warfare support



## → Maritime Security

- ▲ Offshore patrol
- ▲ Coast Guard missions



▲ PERFORMANCES				
<b>Mothership interface</b>				
Operated from NATO well deck		★	★	★
Operated from Makassar class well deck			★	
Virtual reality docking training		★	★	★
<b>Navigation</b>				
Very shallow water operations	★ ★ ★	★ ★ ★	★ ★ ★	★ ★ ★
Speed (loaded/unloaded ship)	★ ★ ★	★ ★	★	★ ★ ★
Operational range	★ ★ ★	★ ★	★	★ ★
<b>▲ MISSIONS</b>				
<b>Amphibious Operations</b>				
Habitability	★ ★ ★	★ ★		★ ★
Vehicles landing	★ ★ ★	★ ★ ★	★ ★	★
Civilian logistics	★ ★	★	★ ★	★ ★
Harbor / beach interface	★ ★ ★	★ ★ ★	★ ★	★
Deployment at sea of amphibious assets	★ ★ ★	★ ★		★ ★ ★
Deployment of RHIBs / interceptors	★ ★	★ ★	★	★ ★ ★
Beach reconnaissance assistance	★ ★	★	★	★ ★ ★
<b>Naval Operations</b>				
UAV / ROV deployment	★	★		★ ★ ★
Mine Warfare support	★	★		★ ★
Antisubmarine Warfare (ASW) support	★	★		★ ★ ★
<b>Maritime Security</b>				
Offshore patrol	★ ★ ★			★
Coast Guard missions	★ ★			★
<b>▲ MAIN CHARACTERISTICS</b>				
Length / Width	36 m / 14 m	30 m / 12 m	23 - 29 m / 6.4 m	29.5 m / 6.4 m
Draft at full load	1 m	1 m	1,3 m	1.3 m
Speed at full load / light ship	25 kts / 35 kts	18 kts / 30 kts	13 kts / 18 kts	20 kts / 35 kts
Normal / Maximum payload	80 t / 100 t	80 t / 100 t	65 t* / 80 t*	40 t / 65 t
Platform area	145 m²	127 m²	115 m²*	95 m²
Range at full load	800 nm	500 nm	300 nm	500 nm
Sea state	6	5	5	5
Weapons	2x20 mm TOP	2 x 12.7 + 2 x 7.62	3 x 12.7	2x20 mm TOP

\*29 m long LCA

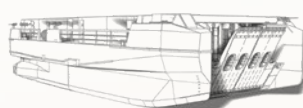
Critical mission expertise  
Technical & industrial excellence  
Local manufacturing

## LANDING CRAFT


- ▲ Low Draft
- ▲ High Speed
- ▲ High Payload
- ▲ Multipurpose



L-CAT® Shore-to-shore



L-CAT® Ship-to-shore




LCA – Landing Craft Assault



LCX – Landing Craft X missions

## NAVAL EQUIPMENT

- ▲ For surface ships & submarines
- ▲ Committed from early design to operational support



Weapon containment systems



Weapon transfer & handling systems



Critical shock absorption systems



High performance sealing systems



Opening & closing systems with complex kinematics

## CNIM, A LONG STANDING PARTNER



Worldwide  
clients & partners



**2,600**  
employees



**635 million €**  
revenues in 2017



**52%**  
from export



**160 years**  
of track record in defense

# CNIM

[www.cnim.com](http://www.cnim.com)

**HEADQUARTERS**  
35, rue de Bassano  
75008 Paris  
[contact@cnim.com](mailto:contact@cnim.com)